

УДК 332.13

DOI: 10.18413/2409-1634-2023-9-4-0-2

Каменева Н. В., То-
мара Я. В., Богоянец
А. А.

КРИТИЧЕСКИЕ НЕТОПЛИВНЫЕ МИНЕРАЛЬНЫЕ РЕ- СУРСЫ НА ГЛОБАЛЬНЫХ РЫНКАХ

ФГБОУ ВО «Донецкий национальный университет экономики и торговли
имени Михаила Туган-Барановского», ул. Щорса, 31, Донецк, 283050,
Донецкая Народная Республика, Российская Федерация

e-mail: kameneva.n@bk.ru

Аннотация

В статье анализируются стратегические позиции государств и надгосударственных объединений на глобальных рынках, связанных с добычей и промышленным использованием минерального сырья, имеющего стратегическое значение для развития новейших технологий. Термин «критические минералы» используется в статье для обозначения нетопливных минеральных ресурсов, незаменимых в высокотехнологичных отраслях. Предложена методология, основанная на оценках запасов критических минералов, их добычи и промышленного потребления. Для страны или группы стран рассчитывается индекс стратегической позиции в виде суммы оценки ресурсов, объемов добычи и потребления. Указанные оценки помогают также оценить степень потенциальной зависимости государств от иностранных источников поставки критического сырья. При регулярном обновлении данных такая информация является относительно простым инструментом обоснования промышленной, внешнеторговой и таможенной стратегий. Данный подход может использоваться для оценки позиций в отношении любых стратегически важных природных ресурсов. Определены направления последующих исследований, включая разработку методологий углубленного анализа и уточнения оценок.

Ключевые слова: критические минералы, минеральные ресурсы, запасы минералов, добыча полезных ископаемых, промышленное потребление, международная торговля, импорт, экспорт, таможенная политика

Информация для цитирования: Каменева Н. В., Томара Я. В., Богоянец А. А. Критические нетопливные минеральные ресурсы на глобальных рынках // Научный результат. Экономические исследования. 2023. Т. 9. № 4. С. 13-21. DOI: 10.18413/2409-1634-2023-9-4-0-2

Nataliia V. Kameneva,
Yakov V. Tomara,
Anastasia A. Bogoyanets

CRITICAL NON-FUEL MINERAL RESOURCES IN GLOBAL MARKETS

Mikhail Tugan-Baranovskiy Donetsk National University of Economics and Trade,
31 Schors St., Donetsk, 283050, Donetsk People's Republic, Russian Federation

e-mail: kameneva.n@bk.ru

Abstract

The paper analyzes the strategic positions of nations and supranational associations in the global markets related to the extraction and industrial use of minerals being of critical importance for the development of the most advanced technologies. The term "critical minerals" is used in the article to refer to non-fuel mineral resources that are indispensable in high-tech industries. The proposed methodology is based on the assessment of the critical mineral reserves as well as mine production and industrial consumption volumes of critical minerals as shares of the relevant global totals. A global index of strategic position regarding critical minerals for a given nation or a group of nations is calculated as the sum of resource, mine production, and industrial consumption estimates. Such estimates also allow one to assess the degree of nations' potential dependence on foreign sources of critical raw materials. Being regularly updated, this information provides a relatively simple and easy-to-understand tool to inform industrial, international trade, and customs strategies. The described approach may be applied to the assessment of nations' positions regarding any strategic and generally important natural resources. The paper identifies the possible areas of further research including the development of deeper methodologies and refining assessments.

Key words: critical minerals; mineral resources; mineral reserves; mine production; industrial consumption; international trade, import, export, customs policy

Information for citation: Kameneva, N. V., Tomara Y. V., Bogoyanets A. A "Critical Non-Fuel Mineral Resources in Global Markets", *Research Result. Economic Research*, 9(4), 13-21, DOI: 10.18413/2409-1634-2023-9-4-0-2

Introduction

Several kinds of mineral resources are of a special significance for the development and use of high technologies. Consequently, such factors as the access to the reserves of the relevant raw materials and the capabilities to introduce those materials into manufacturing processes have a strong impact on the competitiveness of nations. The minerals in question are usually referred to as "critical minerals" in foreign literature [Minerals UK, 2023; U.S. Geological Survey, 2022]. That term is used here to define non-fuel mineral resources being of critical importance for high-tech industries.

Russian authorities use a wider notion of "strategic minerals" [Indian Bureau of Mines, 2023].

The growing need for high-tech products emphasizes the relevance of critical mineral market analysis. It is crucial to develop easy-to-use analytic tools to assess the current state of the relevant mineral flows to inform decisions regarding trade and customs policies.

Researchers and authorities from various countries stressed the need for regular reassessment of the nations' positions in important mineral markets [Indian Bureau of Mines, 2023; U.S. Geological Survey, 2022]. The

frameworks of critical mineral assessment exist in several countries [U.S. Geological Survey, 2022]. However, no such assessment framework from the trade and customs perspective has been presented so far.

The purpose of this research is to propose an outline for comparative assessment of nations' positions in global critical mineral markets.

Main part

This paper analyzes the data on the extraction, processing, and industrial consumption of minerals included on the critical mineral list published by the U.S. Geological Survey (USGS) in 2022 [U.S. Geological Survey, 2022]. The analysis covers 2019 data because of subsequent drastic changes related to COVID-19 and geopolitical situation in 2021. The figures used seem to be the best recent characteristics of intrinsic nations' strengths and weaknesses.

The above-mentioned USGS list includes 50 minerals. Upon grouping interchangeable elements, like e.g. rare earths, a list of 29 elements was compiled (see Table 1).

Based on the USGS data on mineral resources and mine production, as well as the international trade statistics of the World Bank, 47 nations and the European Union have been identified as global players in that area (see Table 1) [U.S. Geological Survey, 2022; World Bank, 2023]. The USGS stats have been adjusted using the data and estimates from [Geoscience Australia, 2023; Indian Bureau of Mines, 2023; Minerals UK, 2023; Statista, 2023].

Ratings of nations (groups of nations) have been calculated with regard to the high-level scheme of the mineral-based product value chain (Fig. 1). The ratings measure nations' (1) natural resources, (2) mine production volumes, and (3) industrial consumption of critical minerals. Those 3 factors determine positions in global technology markets.

The analysis should take into account the fact that minerals may be processed either into single-element materials, like e.g. tungsten

powder, or into a wide range of compounds and alloys, e.g. tungsten oxides and carbides. Such multifaceted use of critical minerals complicates the consumption quantification, especially if data are highly sensitive.

It is also important to quantify the roles of supranational associations tied by shared history, culture, and values called "spheres". Such ties have a strong impact on international economic relations (see [Kotkin, J., Juat, S. H., Parulekar, S., 2011]). English-speaking countries form Anglosphere (USA, Canada, UK, Ireland, Australia, and New Zealand), Sinosphere includes China, Taiwan, Hong Kong, and Macau [Kotkin, J., Juat, S. H., Parulekar, S., 2011].

This research analyzes existing associations of countries from the resource strategy perspective, i.e. taking into account the level of transnational coordination of economic decisions within the relevant groups. The authors deem advisable to include some Caribbean nations into Anglosphere, 3 nations with close ties with China (Myanmar, Laos, and N. Korea) – into Sinosphere (excluding from it Taiwan), Sri Lanka – into Indosphere; and define Eurosphere as a group consisting of EU members and several other European countries.

The proposed rating method is based on determining the following values per player per mineral:

- (i) Resource Position Index (RPI),
- (ii) Mine Production Index (MPI),
- (iii) Consumption Position Index (CPI),

and

(iv) Strategic Position Index (SPI) (the sum of the three above).

RPI is a rounded percentage of the nation's reserve estimate for a critical mineral in the global total. MPI and CPI are similarly determined. For the i th country, an annual consumption estimate (C_i) equals to:

$$C_i = M_i + V_i^{IMP} - V_i^{EXP} \quad (1)$$

where M_i – mine production volume,
 V_i^{IMP} – import volume, and
 V_i^{EXP} – export volume.

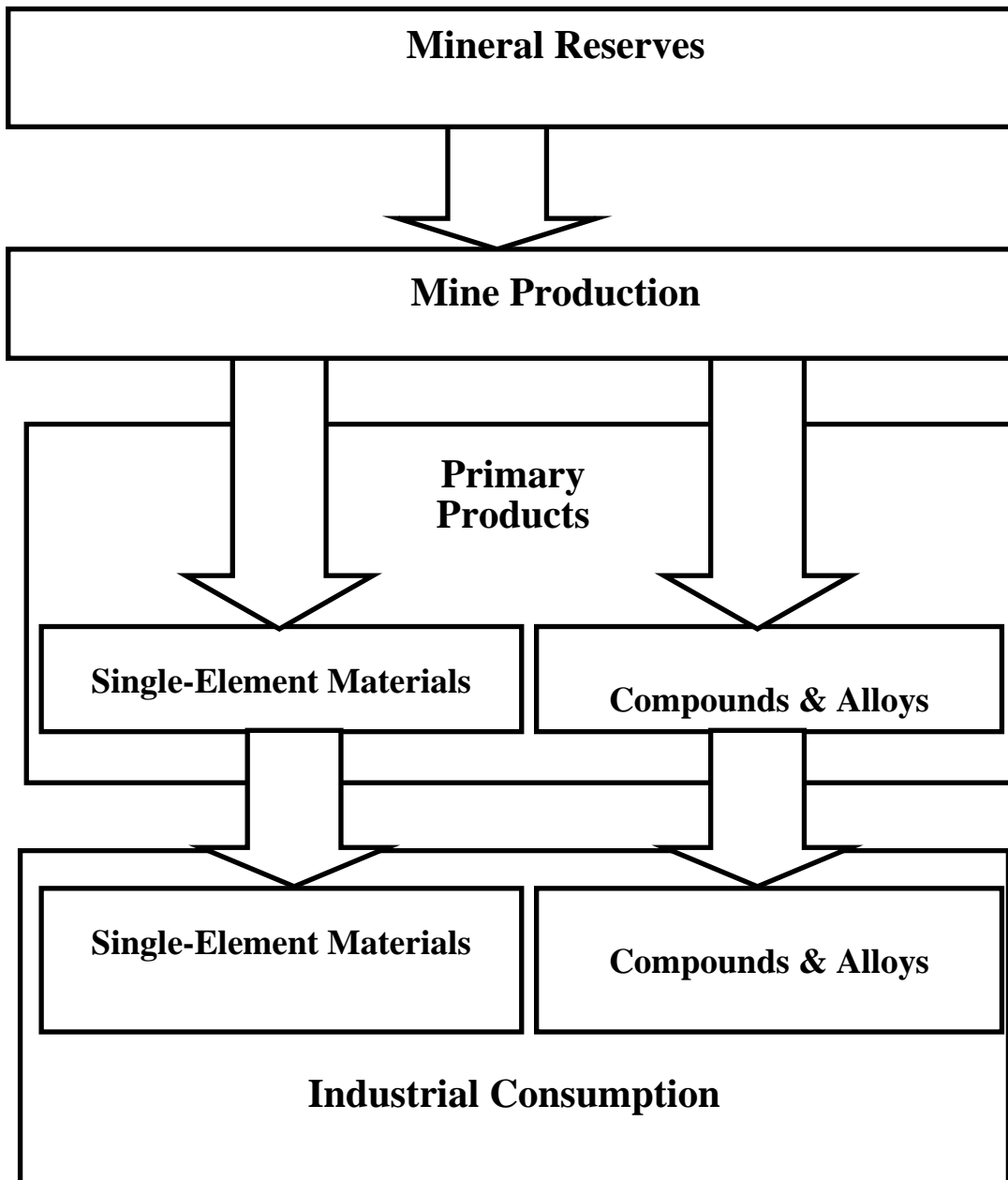


Рис. 1. Цепочка создания стоимости продукции, произведенной с использованием минеральных ресурсов

Fig. 1. Value chain of products produced using mineral resources

Таблица 1

Важнейшие полезные ископаемые и глобальные игроки
 на рынке важнейших полезных ископаемых

Table 1

Critical minerals and global players in critical mineral markets

Critical Minerals and Groups of Minerals	Aluminum, Antimony, Arsenic, Barite, Beryllium, Bismuth, Cesium & Rubidium, Chromium, Cobalt, Fluorspar, Gallium & Germanium, Graphite, Indium, Lithium, Magnesium, Manganese, Nickel, Niobium, Platinum Group, Rare Earths, Scandium, Tantalum, Tellurium, Tin, Titanium, Tungsten, Vanadium, Zinc, Zirconium & Hafnium
Nations (Unions) Influencing Critical Mineral Markets	Argentina, Australia, Brazil, Bolivia, Bosnia & Herzegovina, Canada, Chile, China, Congo (Kinshasa), Cuba, EU, Gabon, Ghana, Guinea, India, Indonesia, Jamaica, Japan, Kazakhstan, Kyrgyzstan, Laos, Madagascar, Malaysia, Mexico, Mongolia, Morocco, Mozambique, Myanmar, Namibia, New Zealand, N. Korea, N. Macedonia, Norway, Pakistan, Peru, Philippines, Russia, Rwanda, S. Africa, S. Korea, Sri Lanka, Tajikistan, Turkey, Ukraine, UK, USA, Vietnam, Zimbabwe

The consumption assessment presents difficulties due to the complexity of value chains. So, this research is mostly limited to partial data on applications that can be easily traced through value chains and trade statistics. Gaps in international trade statistics entail another issue. In theory, for any HS code, global annual export and import totals should be close to each other. However, the World Bank stats show high differences for some products. The causes are either illegal trade operations, e.g.

in Congo (Kinshasa) and Myanmar or withholding data on non-recognized states or nations targeted by sanctions (Taiwan, Iran, etc.). In such cases, the authors used either assumptions or extrapolations of earlier data.

Summing up SPIs and RPIs by critical mineral for a nation / “sphere” gives its strategic position estimates: Global Strategic Index (CMGSI) and Global Resource Index (CMGRI).

Таблица 2

Топ-10 мировых игроков на важнейшем рынке полезных ископаемых

Table 2

Top-10 global players in critical mineral markets

Rating	Country (Group of Countries)	Index of Global Strategic Position Regarding Critical Minerals	
		Global Total	7949
		Relative Value	Absolute Value
1	Chinosphere	32	2520
2	Anglosphere	19	1513
3	Russia	5	415
4	Brazil	5	363
5	S Africa	4	351
6	Eurosphere	4	323
7	Indosphere	3	228
8	Congo (Kinshasa)	3	206
9	Kazakhstan	2	193
10	Japan	2	130

The above indices may also be calculated in relative values equaling to their rounded percentages of the global total of absolute figures.

Table 2 demonstrates the CMGSIs of top-10 global players. Fig. 2 shows the strategic positions of the “Big Six” key players compared.

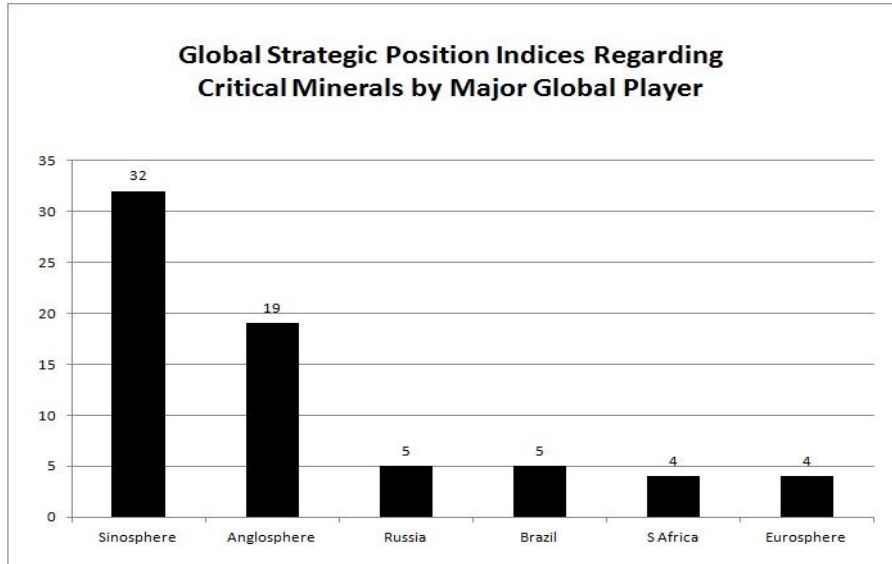


Рис. 2. Глобальные стратегические рыночные позиции основных глобальных игроков
 Fig. 2. Global strategic market positions of major global players

It is also useful to rate nations by their dependence on sources of critical minerals. The proposed metric for such characteristic is the Critical Mineral Dependence Index (CMDI). The nation’s CMDI is a rounded percentage of the number of

lacking critical minerals in the total number of considered (here 25). As Russia lacks resources of 4 critical minerals (lithium, manganese, niobium, and scandium), its CMDI is 16. Fig. 3 shows the CMGSI, CMGRI, and CMDI by player.

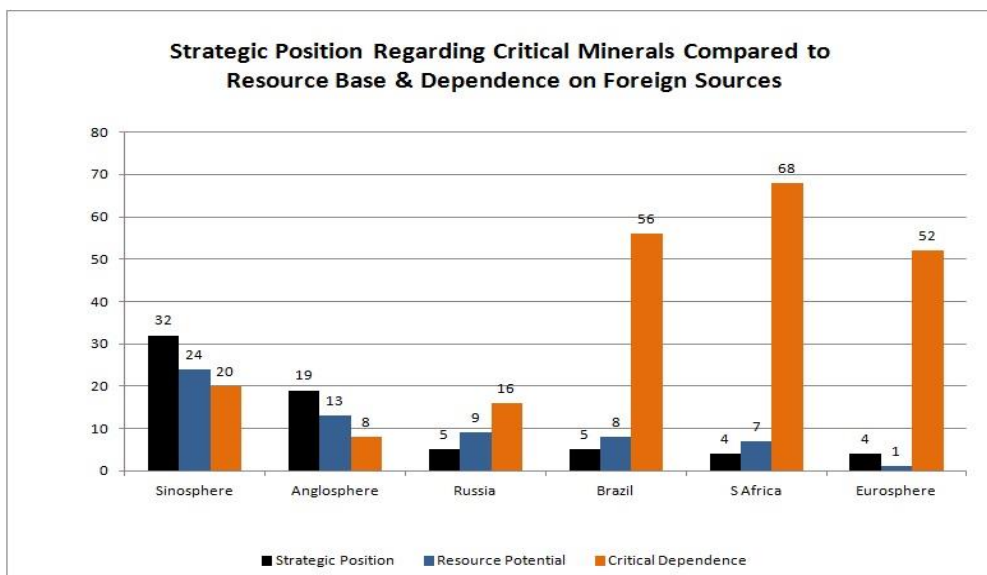


Рис. 3. Глобальное стратегическое положение, ресурсная база и показатели зависимости “Большой шестерки”

Fig. 3. Global strategic position, resource base, and dependence indices of the “Big Six”

This research uses also tables showing potential sources of lacking minerals (“resource dependence matrices”). Table 3 is a matrix for Russia showing the countries and groups of countries on which Russia is potentially dependent. For instance, Russia should choose between importing niobium from Canada, Brazil, or

countries with insignificant mine production and unknown resources. The preferred option seems obvious: continued partnership with Brazil. Such a partnership would also secure the supply of manganese, a critical mineral resource that Russia also lacks.

Таблица 4

Матрица ресурсной зависимости России

Table 4

Russia’ resource dependence matrix

Major Players in Critical Mineral Markets	Global Resource Position Indices by Mineral			
	Lithium	Manganese	Niobium	Scandium
Russia	0	0	0	0
Anglosphere	28	17	10	92
Brazil		20	90	
Chile	44			
S. Africa		39		
Ukraine		10		6
Snosphere	7	4		
Gabon		5		
Bolivia	5			
Argentine	5			
India		3		
Kazakhstan				2
Ghana		1		
Eurosphere	1			
Zimbabwe	1			
Other Countries	9	0	0	0

Ukraine can be a manganese and scandium source upon settling the current conflict. Changes in the global situation should be constantly analyzed to inform trade and customs policies.

research should be done for in-depth analysis of industries consuming specific resources. The relevant insights would provide much more accurate estimates of nations’ strategic positions in high-tech markets.

Conclusion

This research provides a methodology for assessing global strategic positions of nations and supranational powers in critical mineral markets. Its outcomes can be used to develop efficient trade and customs strategies aimed at creating and strengthening international cooperation ties.

This paper is based on incomplete open sources, and, therefore, contains only rough estimates. To refine such figures, one has to use commercial business intelligence data. Further

Список литературы

1. Вишер, Г.Д., Отраслевая перспектива: США нужна промышленная политика в отношении важнейших полезных ископаемых, Национальная оборонно-промышленная ассоциация, Арлингтон, Вашингтон, 2023. URL: <https://www.nationaldefensemagazine.org/articles/2023/2/14/us-needs-industrial-policy-for-critical-minerals> (дата обращения 12.08.2023).
2. Геологическая служба США, Статистика и информация по сырьевым товарам, Геологическая служба США: Денвер, Колорадо, 2022. URL:

<https://www.usgs.gov/centers/national-minerals-information-center/commodity-statistics-and-information> (дата обращения 08/12/2023).

3. Геологическая служба США, Геологическая служба США публикует список важнейших полезных ископаемых за 2022 год, Геологическая служба США, Денвер, Колорадо, 2022. URL: <https://www.usgs.gov/news/national-news-release/us-geological-survey-releases-2022-list-critical-minerals> (дата обращения 12.08.2023).

4. Горное бюро Индии, Ежегодник полезных ископаемых Индии, Индийское горное бюро, Нагпур, Индия, 2023. URL: https://ibm.gov.in/IBMPortal/pages/Indian_Minerals_Yearbook (дата обращения 15.09.2023).

5. Горно-технологический институт Нью-Мексико, ME571/Geol571 Расширенные темы — Геология и экономика стратегических и критически важных полезных ископаемых Весна 2013 (3 зачета), Технологический институт Нью-Мексико, Сокорро, Нью-Йорк, 2013. URL:

<https://geoinfo.nmt.edu/staff/mclemore/teaching/documents/ME571Spring13.pdf> (дата обращения 12.08.2023).

6. Всемирный банк, Всемирное интегрированное торговое решение: Статистика торговли по продуктам (6-значный код ТН ВЭД), Всемирный банк, Вашингтон, Округ Колумбия, 2023. URL: <https://wits.worldbank.org/trade/country-byhsbproduct.aspx?lang=en> (дата обращения 20.08.2023).

7. Коткин Дж., Джуат С. Х., Парулекар С. и др. Новый мировой порядок, Институт Легатум. Лондон, Великобритания, 2011. URL: <https://lif.blob.core.windows.net/lif/docs/default-source/default-library/2011-publication-the-new-world-order.pdf?sfvrsn=4> (дата обращения 01.09.2023).

8. Минприроды России. Стратегия развития минерально-сырьевой базы Российской Федерации до 2035 года. URL: https://www.mnr.gov.ru/docs/strategiya_razvitiya_mineralno_syrevoiy_bazy_rossiyskoy_federatsii_do_2035_goda/strategiya_razvitiya_mineralno_syrevoiy_bazy_rossiyskoy_federatsii_do_2035_goda/ (дата обращения 10.08.2023).

9. Наука о земле Австралии, Обзоры австралийских ресурсов, Правительство Австралии, Канберра, Австралия, 2023. URL: <https://www.ga.gov.au/scientific->

[topics/minerals/mineral-resources-and-advice/australian-resource-reviews](https://www.ga.gov.au/scientific-topics/minerals/mineral-resources-and-advice/australian-resource-reviews) (дата обращения 15.08.2023).

10. Полезные ископаемые Великобритании, Сырьевые товары и статистика, Британская геологическая служба, Лондон, Великобритания, 2023. URL: <https://www2.bgs.ac.uk/mineralsuk/statistics/home.html> (дата обращения 15.09.2023)

11. Статистика, Горнодобывающая промышленность, металлы и полезные ископаемые, Statista GmbH, Гамбург, Германия, 2023. URL: <https://www.statista.com/markets/410/topic/954/mining-metals-minerals/> (дата обращения 25.09.2023).

12. Уиттл Д., Уолш С., Венг З. Оценка критических минералов, Университет Монаша, Мельбурн, Австралия, 2020. URL: https://www.monash.edu/__data/assets/pdf_file/0006/2246298/CMC-Critical-Minerals-Assessment-29-June-2020.pdf (дата обращения 20.10.2023).

References

1. Wischer, G. D. (2023), Industry Perspective: U.S. Needs Industrial Policy for Critical Minerals, National Defense Industrial Association, Arlington, WA. [Online], available at <https://www.nationaldefensemagazine.org/articles/2023/2/14/us-needs-industrial-policy-for-critical-minerals> (Accessed 12 August 2023).

2. U.S. Geological Survey. (2022), Commodity Statistics and Information. USGS: Denver, CO. [Online], available at <https://www.usgs.gov/centers/national-minerals-information-center/commodity-statistics-and-information> (Accessed 12 August 2023).

3. U.S. Geological Survey. (2022), U.S. Geological Survey Releases 2022 List of Critical Minerals, USGS, Denver, CO, [Online], available at <https://www.usgs.gov/news/national-news-release/us-geological-survey-releases-2022-list-critical-minerals> (Accessed 12 August 2023).

4. Indian Bureau of Mines. (2023), Indian Minerals Yearbook, Indian Bureau of Mines, Nagpur, India, [Online] available at https://ibm.gov.in/IBMPortal/pages/Indian_Minerals_Yearbook (Accessed 15 September 2023).

5. New Mexico Institute of Mining and Technology. (2013), ME571/Geol571 Advanced Topics – Geology and Economics of Strategic and Critical Minerals Spring 2013 (3 credits), New Mexico Tech, Socorro, NM, [Online], available at:

<https://geoinfo.nmt.edu/staff/mclemore/teaching/documents/ME571Spring13.pdf> (Accessed 12 August 2023).

6. World Bank. (2023), World Integrated Trade Solution: Trade Statistics by Product (HS 6-digit), World Bank, Washington, DC, [Online], available at <https://wits.worldbank.org/trade/country-byhs6product.aspx?lang=en> (Accessed 20 August 2023).

7. Kotkin, J., Juat, S. H., Parulekar, S. et al. (2011), The New World Order, Legatum Institute. London, UK. [Online] available at <https://lif.blob.core.windows.net/lif/docs/default-source/default-library/2011-publication-the-new-world-order.pdf?sfvrsn=4> (Accessed 01 September 2023).

8. Minprirody of Russia. (2018), Strategiya razvitiya mineralno-syr'evoy bazy Rossiyskoy Federatsii do 2035 goda [The Strategy of Development of Mineral and Raw Material Base of the Russian Federation Through 2035], Minprirody of Russia, Moscow, Russia. [Online] available at https://www.mnr.gov.ru/docs/strategiya_razvitiya_mineralno_syrevoy_bazy_rossiyskoy_federatsii_do_2035_goda/strategiya_razvitiya_mineralno_syrevoy_bazy_rossiyskoy_federatsii_do_2035_goda/ (Accessed 10 August 2023).

9. Geoscience Australia. (2023), Australian Resource Reviews, Australian Government, Canberra, Australia, available at <https://www.ga.gov.au/scientific-topics/minerals/mineral-resources-and-advice/australian-resource-reviews> (Accessed 15 August 2023)

10.6. Minerals UK. (2023), Commodities and statistics, British Geological Survey, London, UK. [Online] available at <https://www2.bgs.ac.uk/mineralsuk/statistics/home.html> (Accessed 15 September 2023).

11. Statista. (2023), Mining, Metals & Minerals, Statista GmbH, Hamburg, Germany. [Online] available at <https://www.statista.com/markets/410/topic/954/mining-metals-minerals/> (Accessed 25 September 2023).

12. Whittle, D., Walsh, S. and Weng, Z. (2020), Critical Minerals Assessment, Monash University, Melbourne, Australia, [Online] available

at https://www.monash.edu/__data/assets/pdf_file/0006/2246298/CMC-Critical-Minerals-Assessment-29-June-2020.pdf (Accessed 20 October 2023).

Информация о конфликте интересов: авторы не имеют конфликта интересов для декларации.

Conflicts of Interest: the authors have no conflict of interest to declare.

Каменева Наталья Владимировна, кандидат экономических наук, доцент кафедры таможенного дела и экспертизы товаров Федерального государственного бюджетного образовательного учреждения высшего образования «Донецкий национальный университет экономики и торговли имени Михаила Туган-Барановского» (г. Донецк, ДНР, Российская Федерация)

Nataliia V. Kameneva, Candidate of Economic Sciences, Associate Professor, Department of Customs Affairs and Examination of Goods, M. Tugan-Baranovskiy Donetsk National University of Economics and Trade (Donetsk, DPR, Russian Federation)

Томара Яков Викторович, научный исследователь, кандидат экономических наук, индивидуальный предприниматель (г. Санкт-Петербург, Российская Федерация)

Yakov V. Tomara, Candidate of Economic Sciences, Individual Entrepreneur (St. Petersburg, Russian Federation)

Богоянец Анастасия Андреевна, ассистент кафедры таможенного дела и экспертизы товаров Федерального государственного бюджетного образовательного учреждения высшего образования «Донецкий национальный университет экономики и торговли имени Михаила Туган-Барановского» (г. Донецк, ДНР, Российская Федерация)

Anastasia A. Bogoyanets, Assistant Lecturer, Department of Customs Affairs and Examination of Goods, M. Tugan-Baranovskiy Donetsk National University of Economics and Trade (Donetsk, DPR, Russian Federation)